


# Open Your Eyes to Litter

Keep PA Beautiful


EPCAMR

Brady Mock

Laura Rinehimer



Download English  
version




Descargar versión en  
español

## Open Your Eyes to Litter, Vol. 1


Designed for kids in kindergarten through grade 3, the book is an introduction to what litter is and who it affects and includes thoughtful prompts and fun activities.

[Download the Vol. 1 Teacher Guide](#)

Click images to the left to download the books for free or request up to 25 printed copies; just pay the cost of shipping. *Shipping cost varies depending on destination.* Contact Heather Manhart to place an order. [Email](#) or call 724-836-4121 x101.



Download English  
version




Descargar versión en  
español

## Open Your Eyes to Litter in a Watershed, Vol. 4


For grades 2 - 4, this book has 28 pages and focuses on how illegal dumping and littering affects watersheds. The book includes vocabulary, activities, journal prompts and fun activities that reinforce the concept of a watershed and how litter impacts the people and animals who live there.

[Download the Vol. 4 Teacher Guide](#)

Click images to the left to download the books for free or request up to 25 printed copies; just pay the cost of shipping. *Shipping cost varies depending on destination.* Contact Heather Manhart to place an order. [Email](#) or call 724-836-4121 x101.



Download English version




Descargar versión en español

## Open Your Eyes to Litter, Keeping Our Greenways Clean, Vol. 5

Book is 35 pages and is geared towards kids in 4th through 6th grade. The theme is how litter and illegal dumping impact greenways and why it is important to keep our environment clean. The book highlights a number of greenways across Pennsylvania, provides activities throughout, and details the functions and benefits that greenways provide. This book addresses PA Department of Education Academic Standards for Environment and Ecology and Geography.

Teacher guide coming soon!

Click images to the left to download the books for free or request up to 25 printed copies; just pay the cost of shipping. *Shipping cost varies depending on destination.* Contact Heather Manhart to place an order. [Email](#) or call 724-836-4121 x101.



Download

## Open Your Eyes to Litter, Think Before You Toss, Vol. 3

Book is 22 pages and is designed with grades 4-6 in mind. This booklet describes the ways trash can be handled when properly disposed of: it is recycled, goes to a landfill, or is burned in a resource recovery facility. Each trash disposal option is explored individually and is accompanied by fun activities for kids to do. The booklet also emphasizes the option of re-using things that aren't needed anymore and encourages everyone to think before they toss.


[Download the Book 3 Teacher Guide](#)

## Goals:

Simpler design - Easier to color  
More diverse (people & settings)  
Updated data  
Standards aligned  
Litter Hawk  
More interactive  
Less trash  
Translated to Spanish

Keep Pennsylvania Beautiful would like to extend a special note of thanks to the various staff, educators and illustrators that contributed to the original PA CleanWays' Open Your Eyes to Litter series. Over one million copies of the original series were distributed to schools throughout Pennsylvania over the years and these books were instrumental in educating Pennsylvania's youth about litter, recycling and keeping our communities clean. The original series was the foundation for this new Open Your Eyes to Litter series and when appropriate, the original text and illustrations were maintained or adapted.

# OPEN YOUR EYES TO LITTER in a *Watershed*



Open Your Eyes To Litter, Volume 4

# OPEN YOUR EYES TO LITTER in a *Watershed*




A fun activity and coloring book  
for kids grades 2-4!

 Keep  
Pennsylvania  
Beautiful

# OPEN YOUR EYES TO LITTER

OUR LITTERED PAST




# Open Your Eyes To Litter

## Keeping Our Greenways Clean



OPEN YOUR EYES TO LITTER  
Keeping Our **GREENWAYS** Clean




A fun activity and coloring book  
for kids grades 4-6!

 Keep  
Pennsylvania  
Beautiful

When people toss trash and leave it behind,  
all that trash must go somewhere,  
so in this book you'll find...



how trash can cause problems  
in places we share,  
with people and animals  
that live here and there.



Let's meet the **watershed** buddies! They need clean  
homes and water to survive. The litter below is  
dangerous to them. They can confuse it for food!  
They may even get tangled up and trapped in it!




*Help save these animals by matching each  
creature to their favorite food.*




Raindrops bounced off the sidewalk and bounced off the street. Some kids played in puddles and splashed around with their feet.

Wind and rain wash litter into storm drains that empty into creeks and other nearby bodies of water.



Litter can contaminate the water or clog the storm drain. When the water doesn't have any place to go, it can cause flooding.

While hiking they found more trash - that's not all, the trash made a mess by the big waterfall.



The family hiked to a breathtaking waterfall. Their hearts sank as they realized the beauty was ruined by the litter left behind!



Thanks for caring about our park.

The family was mad.

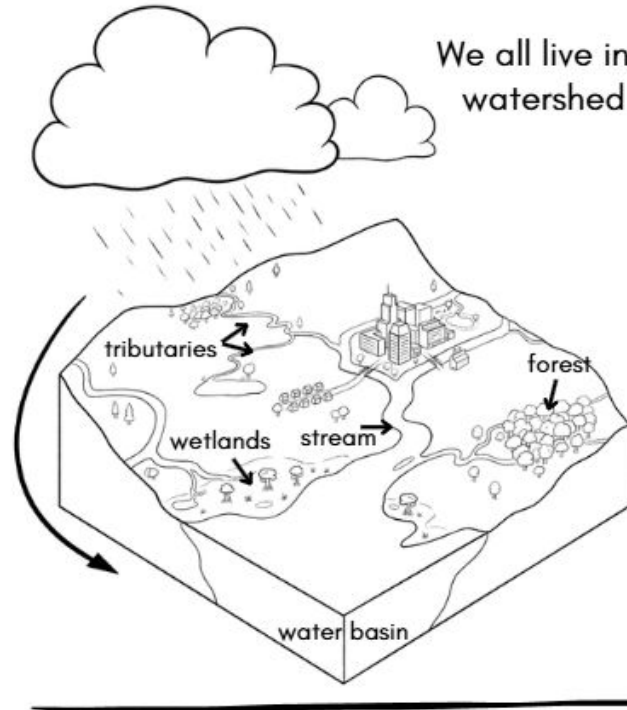
Here was trash and much danger. So dad took some pictures to show the park ranger.



Eager for the littering to stop, the family captured the scene on camera and shared it with the park ranger.



We all live in a watershed.



**Watershed** - an area of land that drains or "sheds" to a specific waterbody.


**Tributaries** - a river or stream flowing into a larger river or lake.

**Forest** - large area covered with trees and undergrowth (plants).

**Stream** - a small, narrow river.

**Wetlands** - area of land covered by water or saturated (soaked) with water.

**Water Basin** - area of land where water meets or collects.



I have a bird's-eye view of the watershed below.  
I can trace the path of the winding river as it flows by. Can  
you? Where do you think the water ends up?



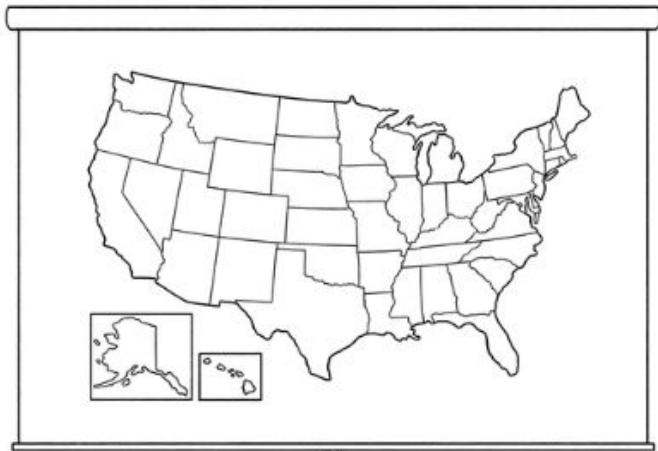
Litter Hawk

Let's take a look at some very special places where litter does not belong.

Circle the United States of America on planet Earth.



**NOW LOOK CLOSER...**




Circle Pennsylvania on this map of the United States of America.

Now let's take a tour of some **GREENWAYS** in Pennsylvania. The little Pennsylvania maps on each page show where the **GREENWAY** is located. Do you live near one?





'cause the water and rain  
in this stream washes down  
all the trash to the river  
in the middle of town!

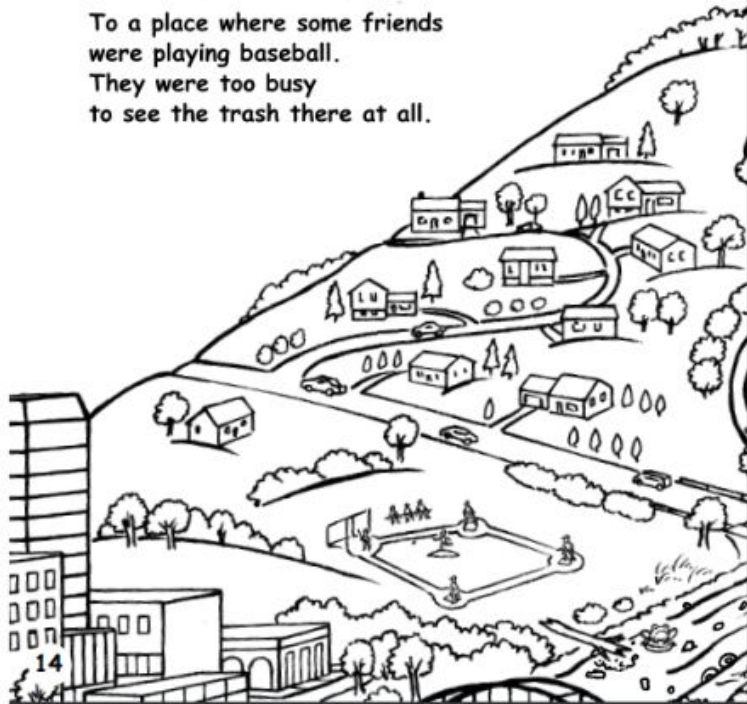


**Journal Prompt**

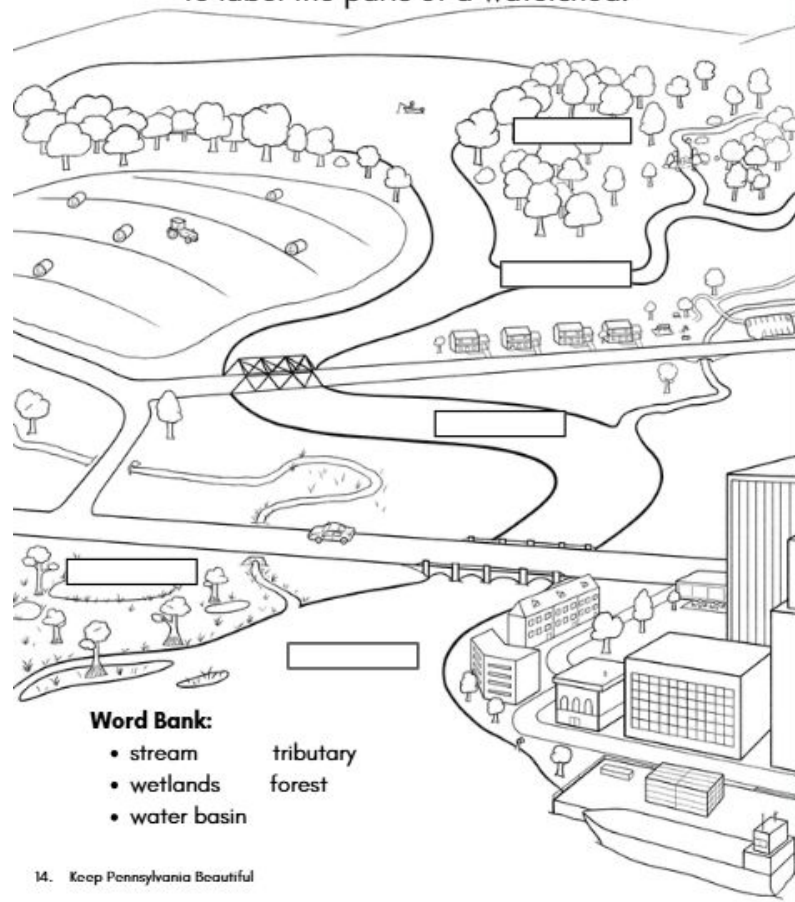
Do you think frogs want trash  
in their water?  
Why or why not?

Downstream flowed the water.  
It carried the trash  
from the campsite and lake  
to a bridge and then past...

To a place where some friends  
were playing baseball.  
They were too busy  
to see the trash there at all.




Use the model on page 3 and the word bank below  
to label the parts of a watershed.



**Word Bank:**

- stream
- wetlands
- water basin
- tributary
- forest



**History Highlight- Abolitionist Movement:** Did you know that **Frederick Douglass**, one of the most famous freedom fighters in American history, once worked near the Schuylkill River in Philadelphia? As a teenager, he worked in a shipyard, learning all about boats and sailing. These skills helped him escape slavery and later become a powerful speaker who fought for **justice and equality**.

## Crack the code! Decrypt each word with the decoder chart below to reveal its meaning.

1. Tiny bits of plastic that come from breaking down bigger plastic items and can harm the environment:

⤵ // X d → ↑ ♯ Δ ◇ ▢ // X ◇

2. Solid waste in oceans made by people that shouldn't be there such as plastics, rubber and metal:

⤵ Δ d // □ ⊙ ∇ ⊙ ○ d // ◇

3. An area of land that drains or "sheds" to a specific waterbody:

+ Δ ▢ ⊙ d ◇ ≥ ⊙ ∇

4. An area of land covered by water or saturated (soaked) with water:

+ ⊙ ▢ ♯ Δ □ ∇

5. A river or stream flowing into a larger river or lake:

▢ d // ○ ♯ ▢ Δ d ⚪

### Decoder Key:

Δ	○	X	∇	⊙	▽	Ⓢ	≥	//	U	⌘	♀	⤵
A	B	C	D	E	F	G	H	I	J	K	L	M
□	→	↑	☆	d	◇	▢	♯	✕	+	⊘	○	⚪
N	O	P	Q	R	S	T	U	V	W	X	Y	Z

# OPEN YOUR EYES TO

# LITTER



A fun activity and coloring book  
for kids grades K-3!

 Keep  
Pennsylvania  
Beautiful

# ABRE LOS OJOS A LA

# BASURA



Libro para colorear y otras actividades  
divertidas para niños de K a 3º grado!

 Keep  
Pennsylvania  
Beautiful

Enorgullécete de tu comunidad  
poniendo la basura en su lugar.




Dibuja una línea en cada artículo para mostrar si debe ir al  
contenedor de **reciclaje**, al bote de **basura** o al  
contenedor de **compost**.

One meaning of the word **"WAY"** is a connecting route which take us from place to place.



In a school or large building a hall**WAY** connects one room to another.

**Fun Fact:** Using a refillable water bottle can save approximately **156 plastic bottles** per person per year.



**THE CAPITAL AREA GREENBELT** is a 22-mile-long recreational trail that circles **Harrisburg**, our state capital. It travels along a section of the Susquehanna River and provides access to City Island.

People enjoy walking, jogging, or cycling on the greenbelt as a break from their day.



The **GREAT ALLEGHENY PASSAGE** connects many towns and cities. The money spent by trail users and tourists in these “Trail Towns” helps sustain and grow their economies.



**Activity:** Imagine you're the owner of a business in a Trail Town—what kind of business would you open? Would you start a cozy café for hungry hikers, a bike shop, or a place to rent kayaks? Dream big and get creative!

## Trail Town Business Plan

1. My Business Name:

---

2. What We Do: *What does your business sell or provide?*

---

---

3. Who We Help

*Who will come to your business? (hikers, bikers, families, locals, pets, etc.)*

---

---

4. Green Choices

*How will your business protect the trail and environment?*

Recycle

Use renewable energy

Encourage reusable bottles/cups

Other: \_\_\_\_\_

---

---

5. Community Impact:

*How will your business help the people who live here?*

---

---

6. My Logo or Drawing:

*Draw a picture of your business or create a logo here:*

# Greenways Game

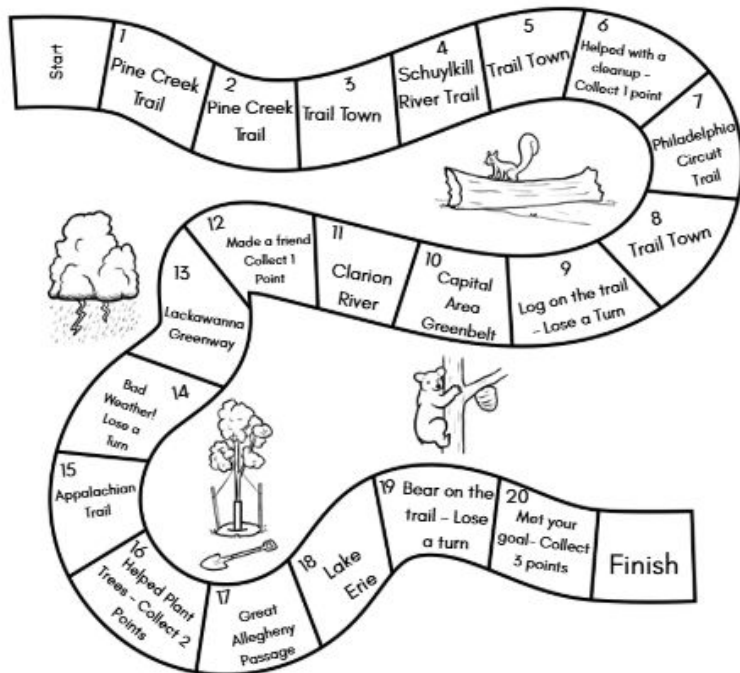
## Instructions:

Grab a die (or dice) and find something to mark your space (like a coin, button, or piece of paper).

## How to Play:

- Take turns rolling the die and move your marker forward that many spaces.
- When you land on a space, answer the question that goes with it (there are 2 questions so both players can get separate questions)
- If you answer correctly, you get a point!

The player with the most points at the end of the game wins!



# GREENWAYS Game Questions:

## Space 1: Pine Creek Trail

- Q1: What's another name for the Pine Creek Trail?  
 Q2: What geological event formed the Pine Creek Trail?

## Space 2: Pine Creek Trail

- Q1: What tree was used for medicine on the Pine Creek Trail?  
 Q2: True or False: The Pine Creek Trail was declared a National Natural Treasure?

## Space 3: Trail Town

- Q1: True or False: You must clean items before recycling them.  
 Q2: Which of these items can be composted? meat, coffee grounds, plastic, or milk

## Space 4: Schuylkill River Trail

- Q1: What famous abolitionist spent his early years enslaved near the Schuylkill River before escaping to freedom?  
 Q2: Which revolution brought powered factories and canals to the Schuylkill River, bringing about pollution for years to come?

## Space 5: Trail Town

- Q1: What is an open space or corridor that connects different areas, often for recreational or transportation purposes?  
 Q2: What is a greenway that is hundreds of miles long called?

## Space 6: Helped with a cleanup - Collect one point

## Space 7: Philadelphia Circuit Trail

- Q1: True or False: Greenways only connect rural areas.  
 Q2: Name one benefit of a greenway.

## Space 8: Trail Town

- Q1: What is the name for the natural home or environment of an animal, plant, or other organism?  
 Q2: True or False: One function of a greenway is acting as a source for water and seed dispersal?

## Space 9: Lose a Turn

- Q1: What is the name for the natural home or environment of an animal, plant, or other organism?  
 Q2: True or False: One function of a greenway is acting as a source for water and seed dispersal?

## Space 10: Capital Area Greenbelt

- Q1: What is the capital of Pennsylvania?

## Space 11: Clarion River

- Q1: What river does the Capital Area Greenbelt follow?  
 Q2: What year does the Clarion River in the 1900s?

## Space 12: Made a friend - Collect one point

- Q1: What led to pollution of the Clarion River in the 1900s?  
 Q2: What two state parks does the Clarion River wind through?

## Space 13: Lackawanna Greenway

- Q1: Which substance was previously carried on the D&H Trail?  
 Q2: Name two native animals that may be found in the Lackawanna Greenway?

## Space 14: Bad Weather - Lose a Turn

## Space 15: Appalachian Trail

- Q1: Where is the start and end states of the trail?  
 Q2: Which state is the halfway point of the trail located?

## Space 16: Helped plant trees - collect 2 points.

## Space 17: Great Allegheny Passage

- Q1: Which two cities does the Great Allegheny Passage connect?  
 Q2: Which type of rock helps make the trail smooth?

## Space 18: Lake Erie

- Q1: What are areas where water covers the ground for part or all of the year called?  
 Q2: What was installed in Prosser Isle State Park and Lake Erie to collect trash from the water?

## Space 19: Bear on the trail - Lose a turn

## Space 20: Met your goal - Collect 3 points

**ANSWERS**

Space 1: Q1: Pennsylvania Q2: Schuylkill River  
 Space 2: Q1: White Birch Q2: True  
 Space 3: Q1: Greenway Q2: Greenway  
 Space 4: Q1: John Brown Q2: American Revolution  
 Space 5: Q1: Greenway Q2: Greenway  
 Space 6: Q1: Greenway Q2: Greenway  
 Space 7: Q1: Philadelphia Q2: Philadelphia  
 Space 8: Q1: Greenway Q2: Greenway  
 Space 9: Q1: Greenway Q2: Greenway  
 Space 10: Q1: Harrisburg  
 Space 11: Q1: Clarion River Q2: 1960s  
 Space 12: Q1: Oil Q2: Seneca State Park, Seneca State Park  
 Space 13: Q1: Coal Q2: Seneca State Park, Seneca State Park  
 Space 14: Q1: Pennsylvania Q2: Pennsylvania  
 Space 15: Q1: Georgia Q2: North Carolina  
 Space 16: Q1: 2000 Q2: Seneca State Park  
 Space 17: Q1: Pittsburgh Q2: Seneca State Park  
 Space 18: Q1: Wetlands Q2: Seneca State Park  
 Space 19: Q1: Seneca State Park Q2: Seneca State Park  
 Space 20: Q1: Seneca State Park Q2: Seneca State Park


# Design Your Own GREENWAY

Think about the greenways you learned about in this book. Now, imagine you could create your own.

GREENWAY Name: \_\_\_\_\_

My greenway connects \_\_\_\_\_ to \_\_\_\_\_

Sketch your greenway below:



Label key features of your GREENWAY such as parks, waterways, scenic views, or trail towns.

What are some benefits of your GREENWAY?

---

---

---


What animals might be found on your GREENWAY?

---

---

---

## Stakeholder Cards:



### Park Rangers



- **Needs:** Clean, safe greenways that are easy to maintain.
- **Concerns:** Too much litter, vandalism, or people harming wildlife.
- **Goal:** Protect the land and make sure everyone follows the rules.
- **Talking Points:**
  - "We need more trash cans and recycling bins."
  - "We need rules to protect plants and animals."
  - "We want everyone to follow signs and stay on the trails."

### Wildlife



- **Needs:** Food, water, and safe places to live.
- **Concerns:** Pollution, people scaring animals, or too much building in your home.
- **Goal:** Keep greenways wild so animals can survive.
- **Talking Points:**
  - "We need trees, rivers, and wetlands to stay healthy."
  - "Please stop pollution that hurts our homes."
  - "Don't build too many roads—give us safe ways to travel."

### Kids



- **Needs:** Safe and fun places to play, explore, and learn.
- **Concerns:** Trash in the park, broken trails, or too much traffic nearby.
- **Goal:** Make sure greenways are safe and enjoyable for kids and families.
- **Talking Points:**
  - "We want trails where kids can ride bikes safely."
  - "Please keep the greenway clean so it's fun for us."
  - "We want places for games, picnics, and field trips."

### Community Members




- **Needs:** Clean air, fresh water, and safe places to exercise and relax.
- **Concerns:** Pollution, unsafe trails, and too much traffic.
- **Goal:** Protect the greenway so everyone in the community can enjoy it.
- **Talking Points:**
  - "We need safe walking and biking paths for families."
  - "Please make sure the river water stays clean."
  - "We want more trees and flowers to make our town beautiful."

### Local Businesses



- **Needs:** People visiting the greenway and supporting shops, restaurants, and rentals.
- **Concerns:** Fewer visitors if the greenway isn't attractive or safe.
- **Goal:** Keep the greenway clean and welcoming so more people come.
- **Talking Points:**
  - "Greenways bring tourists who spend money in town."
  - "We want rules that keep the trails nice for visitors."
  - "Events like races or festivals help our businesses."



## Personality Quiz: Which Greenway Are You?

- 1. What's your favorite thing to do outside?**
  - A. Ride my bike fast!
  - B. Go on long hikes and explore nature
  - C. Look for animals, bugs, or fish
  - D. Play in parks or go on city adventures



## 2. What would you pack for a trail trip?

- A. A helmet, snacks, and my bike!
- B. Hiking boots, map, and granola bars
- C. Binoculars, nature journal, and camera
- D. A backpack with games, snacks, and a speaker



- 3. What kind of scenery do you like best?**
- A. Rivers & Bridges
  - B. Big mountains & forests
  - C. Peaceful creeks & wildlife
  - D. Cool cities with lots to see



**4. Your trail motto is:**

- A. “Zoom through and enjoy the view!”
- B. “Keep climbing, the top is worth it!”
- C. “Quiet is cool. Let’s explore!”
- D. “So much to do, let’s go see it all!”



**5. If you found litter on your trail, you would:**

- A. Pick it up quick so I can keep going
- B. Stop and clean up the area, even if it takes time
- C. Gather it carefully and make sure wildlife are safe
- D. Make a game of it with friends to see who can pick up the most

## Your GREENWAY Personality

Now add up your answers to see which trail fits your personality best:

**Mostly A's** – You're the Great Allegheny Passage!

You're all about action and adventure. You love biking and moving fast through beautiful places. Just like the GAP, you're fun and full of energy!

**Mostly B's** – You're the Appalachian Trail!

You're strong, brave, and love a challenge. You don't mind hard work and you enjoy the peace of deep forests. You're a true nature lover!

**Mostly C's** – You're the Pine Creek Trail!

You're calm, curious, and love wildlife. You enjoy quiet places and taking your time. Like this trail, you're perfect for a peaceful escape.

**Mostly D's** – You're the Philadelphia Circuit Trail!

You're outgoing and love being where the action is. You enjoy mixing nature with city fun. You're always ready for a new adventure with friends!

---

### Here's what YOU can do...

- Research GREENWAYS in your community.
- Adopt a GREENWAY in your community and keep it litter free.
- Build a model of a GREENWAY and share it with your family and friends.
- LEAVE NO TRACE.





To get your own:

Heather Manhart [Hmanhart@keepabeautiful.org](mailto:Hmanhart@keepabeautiful.org) 724-836-4121 ext. 101

